


How to Minimize Trypan Blue Precipitation



Precipitation of Trypan Blue

- Precipitation of Trypan Blue (TB) solution is quite common and typically increases during storage when external temperatures decrease.

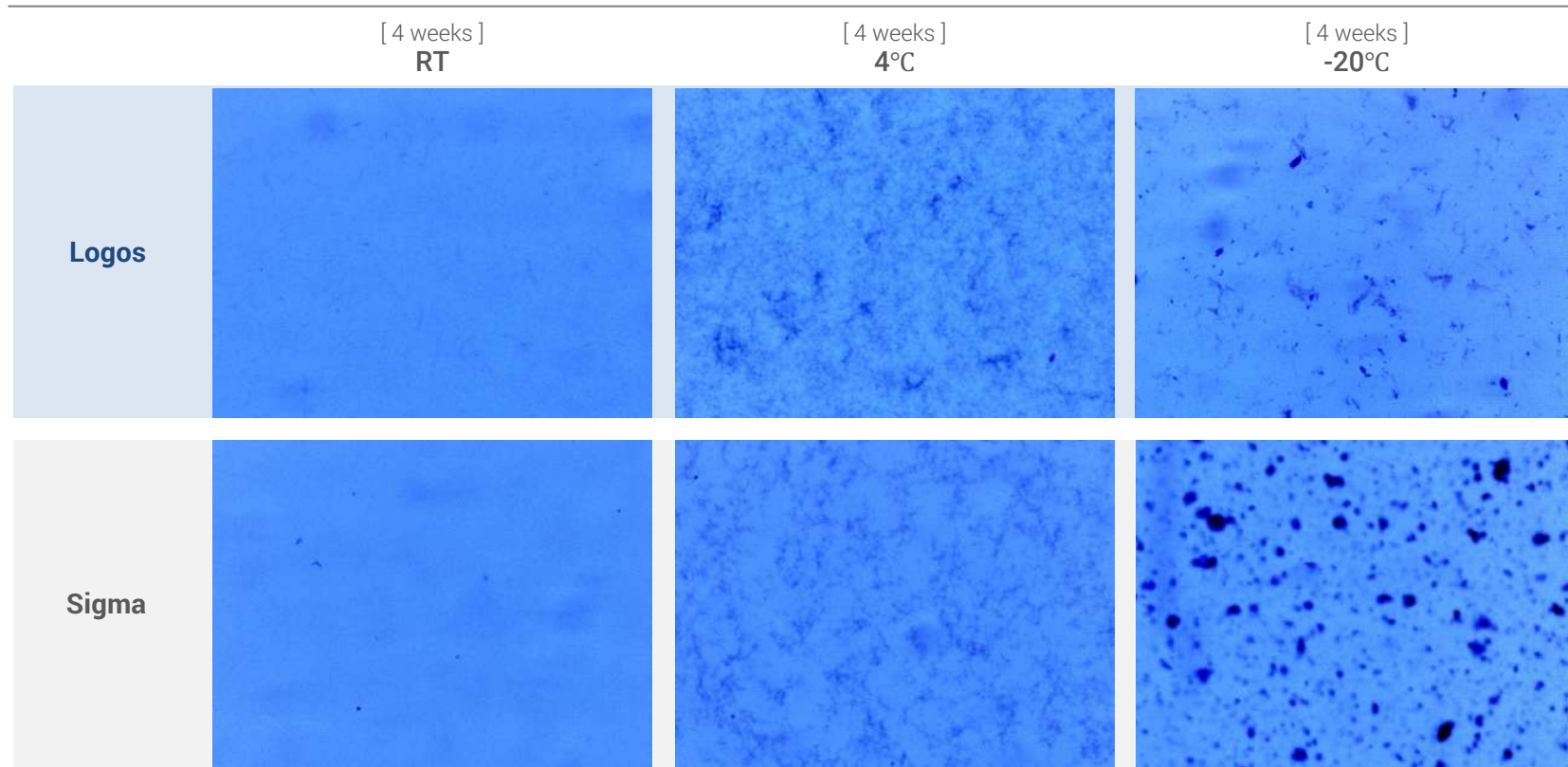


Figure 1. Comparison of 1 mL of TB (0.4% liquid solution) during storage at the 4-week mark at different external temperatures; TB solution made by two different manufacturers.

Recovery of Precipitated TB

- Warming precipitated TB solution to 37°C for 10 minutes has been shown to effectively remove precipitation.

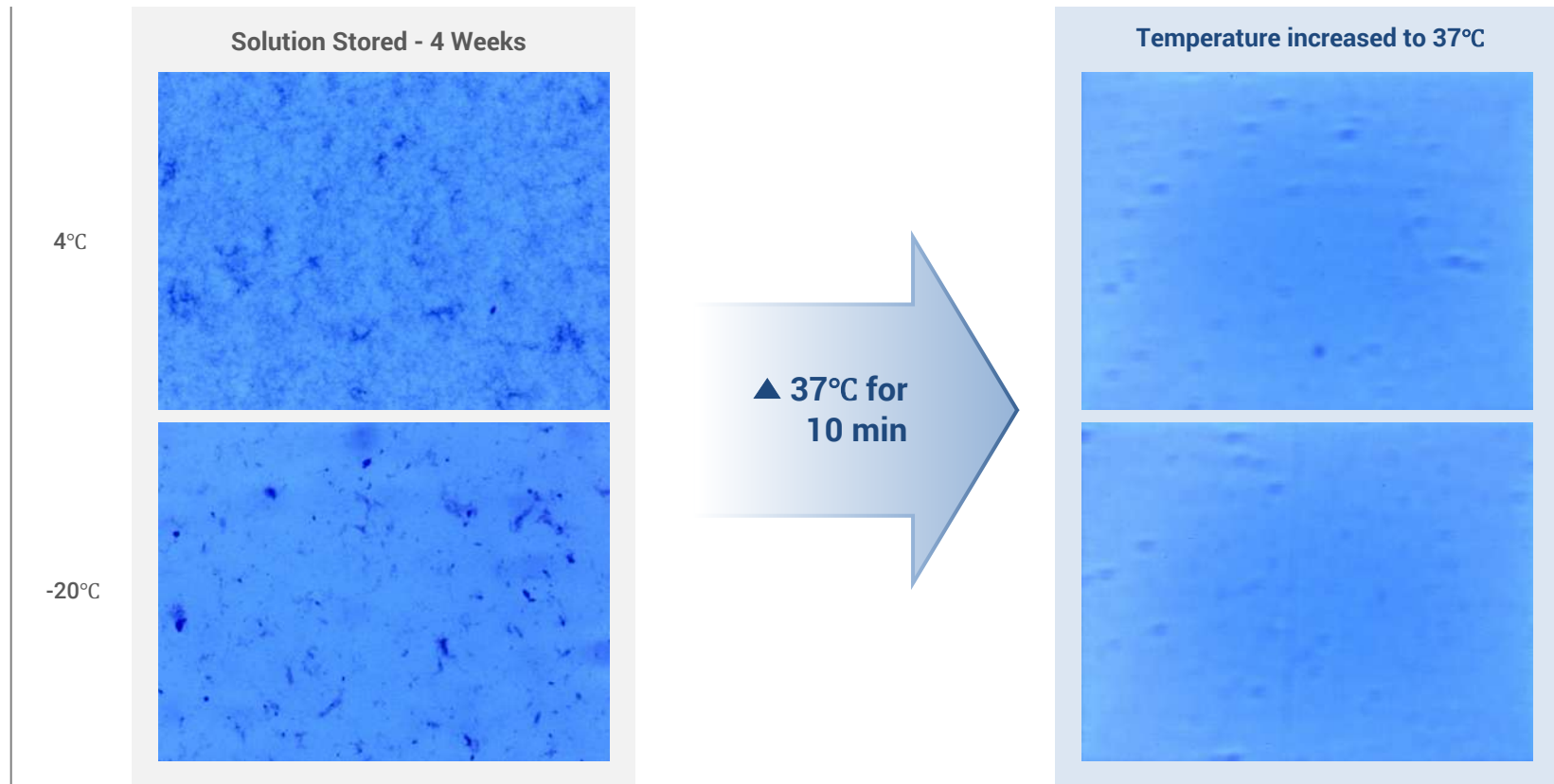


Figure 2. Comparison of 1 mL of TB (0.4% liquid solution) during storage at the 4-week mark at 4°C and -20°C and then with temperature increased to 37°C for 10 minutes using Logos Biosystems TB solution.

Product Details

- Trypan Blue Stain is a vital dye used to assess cell viability. Viable cells have intact cell membranes and are not stained, remaining colorless. Nonviable cells are stained blue.
- Trypan Blue Stain is used with the LUNA™ family of cell counters for brightfield cell counting.
- Trypan Blue Stain is a toxic compound, customers should take all relevant precautions when handling it (ie gloves).
- When heating TB, it's important to keep the cap on the tube, due to toxicity.

Trypan Blue Stain, 0.4% T13001



Product Description

Molecular formula	C ₃₄ H ₂₈ N ₆ O ₁₄ S ₄
Molecular weight	872.88 g/mol
Appearance	Dark blue liquid
Cell permeability	Membrane impermeant
Quantity	2 x 1 mL
Storage	Room temperature

This product is for research use only.

Find out more at <https://logosbio.com/automated-cell-counters/intro>